

Clothes A1/A2

Before the lesson: familiarise yourself with the lesson materials starting at:

<http://www.eltconcourse.com/learners/lessons/a1a2lessons/a1a2vocabulary/clothes1.htm>

Stage 1 – 10 minutes

1. Introduce the topic any way you like. There are some pictures on the next page to help set the scene but you can simply start with what you and the students are wearing.
 2. Put the class in pairs or small groups with the task of finding out:
 - a. What their favourite piece of clothing is
 - b. What they are wearing now
 3. Monitor the task carefully so you can help with any lexis they need and identify the most common clothes etc.
 4. Get some feedback from the groups but don't go all round a big class – it'll take too long and is not the point of the task.
-


Stage 2 – 15 minutes – lexis: dictionary task.

1. Go to the first page of the lesson and project it. **The task** is to divide identify the items of clothing. For this they may have to use translating dictionaries or ask for help from you
 2. When they have finished, rotate the groups' membership so that they can compare their answers.
 3. Check together and **drill the pronunciation** carefully. They will need to be able to say the words adequately for the rest of the lesson to work.
 4. Project the 1st exercise or get them to do it on their individual terminals.
 5. Make sure they check their answers and go back to anything they got wrong.
 6. Click 'Next' to go onto the short answer test either on screen or on paper. Monitor this carefully.
 7. Finally, hit 'Next' and project the screen as a check of pronunciation and meaning.
-

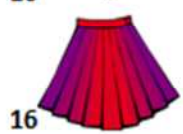
Stage 3 – 10 minutes – the crossword

1. In their current groups, the learners should now complete the crossword grid. This can be done individually if they access to a terminal each or in pairs or on paper. Whichever you do, make sure they have the opportunity to compare their answers before you supply the right ones.
 2. Finally, go back to the opening exercise and get the class to identify what everyone is wearing. They should be able to do this with greater accuracy and more confidence now.
-

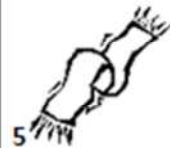
The clothes crossword puzzle



Across clues



Down clues



What are they wearing?

